



Club Health Assessment for District 13 OH1 through August 2025

			Status	Membership					Reports					Finance	LCIF	
Club Number	Club Name	Charter Date	Times in Status Quo in Past 2 Years	Current Member Count **	YTD Members Added	YTD Members Dropped	YTD Net Growth% ***	Member Count 1 Year Ago	Dropped Members Avg.Length of Service	Months Since Membership Update	Current Officers Reported ****	Current President Repeated Term	VP Reported *****	Last Date Reported Service (mm/yyyy)	Account Balance	YTD Donations
Clubs more than two years old																
5366	ADA	06/02/1954	Active	33	0	0	0.00%	31		11	Y		N	08/2025		
	Exc Award (06/30/2016)															
5132	ARCADIA	12/20/1948	Active	27	1	2	-3.57%	32	5	0	Y		N	07/2024		
5133	ARCHBOLD	08/28/1958	Active	22	0	0	0.00%	23		2	N	None	N	11/2024		
5134	ARLINGTON	07/06/1942	Active	14	0	0	0.00%	8		3	Y		N	10/2024		
5368	BELLEFONTAINE	05/26/1947	Active	18	0	0	0.00%	20		3	Y	3	N	01/2025		
	Exc Award (06/30/2016, 06/30/2023)															
5135	BLUFFTON	01/16/1934	Active	54	2	2	0.00%	54	23	0	Y	2	N	08/2025		\$36.00
	Exc Award (06/30/2022, 06/30/2024)															
5137	BRYAN	01/05/1949	Active	33	1	0	3.13%	30		1	Y		N	06/2025		
5370	CELINA	03/14/1929	Active	40	0	0	0.00%	40		3	Y		N	05/2025		
5371	COLDWATER	01/29/1934	Active	24	0	0	0.00%	26		5	Y		N	08/2025		
	Exc Award (06/30/2016)															
5139	COLUMBUS GROVE	08/14/1945	Active	27	0	0	0.00%	27		2	Y	2		10/2024		
39996	CONTINENTAL	06/08/1981	Active(1)	9	0	0	0.00%	29		3	Y	5		10/2024		
5140	CONVOY	10/13/1947	Active	17	0	0	0.00%	25		7	Y	10		12/2024		
5372	CRIDERSVILLE	11/06/1950	Active	10	0	0	0.00%	12		4	Y	10	R	05/2025		
5141	DEFIANCE	12/04/1940	Active	21	0	0	0.00%	21		2	Y		N	10/2024		
5147	FAYETTE	09/17/1940	Active	8	0	0	0.00%	9		3	Y	3	R	07/2025		
5149	FORT JENNINGS	06/03/1970	Active	51	0	0	0.00%	51		12	Y	3		08/2024		
37629	GLANDORF	10/30/1979	Active	30	0	0	0.00%	33		2	Y		N	08/2025		
	Exc Award (06/30/2023)															
5151	GROVER HILL	05/25/1948	Active	20	0	0	0.00%	18		5	Y	6		09/2024		
5153	HOLGATE	08/17/1942	Active	30	0	0	0.00%	31		3	Y		N	08/2025		
	Exc Award (06/30/2018, 06/30/2023)															
5379	HUNTSVILLE INDIAN LAKE	04/27/1970	Active	18	1	0	5.88%	17		0	Y	16	N	07/2025		
5154	KALIDA	06/18/1957	Active	176	0	0	0.00%	172		2	Y	10		06/2025		
	Exc Award (06/30/2022, 06/30/2023)															
5380	KENTON	01/14/1947	Active	49	1	0	2.08%	50		0	Y		N	08/2025	90+ Days	



Club Health Assessment for District 13 OH1 through August 2025

			Status	Membership						Reports				Finance		LCIF
Club Number	Club Name	Charter Date	Times in Status Quo in Past 2 Years	Current Member Count **	YTD Members Added	YTD Members Dropped	YTD Net Growth% ***	Member Count 1 Year Ago	Dropped Members Avg.Length of Service	Months Since Membership Update	Current Officers Reported ****	Current President Repeated Term	VP Reported *****	Last Date Reported Service (mm/yyyy)	Account Balance	YTD Donations
Exc Award (06/30/2016, 06/30/2022, 06/30/2023)																
5155	LIMA HOST	09/24/1920	Active	11	0	1	-8.33%	12	14	1	Y	9	N	08/2025		
Exc Award (06/30/2022, 06/30/2023)																
5161	MC COMB	04/28/1949	Active	35	0	0	0.00%	39		0	Y		N	07/2025		
Exc Award (06/30/2016, 06/30/2022)																
5162	MIDDLE POINT	11/07/1956	Active	15	0	0	0.00%	14		4	Y		N	06/2025		
5165	NAPOLEON	06/17/1964	Active	43	0	1	-2.27%	43	26	1	Y		N	08/2025		
5166	NORTH BALTIMORE	02/28/1949	Active	20	0	0	0.00%	22		0	Y		N	04/2025		
47046	OTTAWA	03/16/1987	Active	20	0	0	0.00%	24		2	Y	2		08/2025		\$200.00
Exc Award (06/30/2023)																
5168	OTTOVILLE	06/19/1957	Active	47	0	0	0.00%	46		2	Y	16		11/2024		
5169	PAULDING	09/12/1949	Active	7	0	0	0.00%	8		4	Y	19		12/2024		
42272	PERRYSBURG SUNRISE	02/03/1983	Active	13	0	0	0.00%	19		2	Y		N	08/2025		\$500.00
Exc Award (06/30/2016, 06/30/2017, 06/30/2024)																
31534	PIONEER	01/22/1976	Active	13	0	0	0.00%	15		5	Y	2	R	08/2025		
31535	PORTAGE	01/22/1976	Active	21	0	0	0.00%	20		4	Y		N	07/2025		\$100.00
Exc Award (06/30/2016, 06/30/2023)																
5377	RIVERDALE COMMUNITY	10/02/1945	Active	31	0	0	0.00%	35		6	Y	3		06/2025		
34509	ROCKFORD	10/24/1977	Active	22	5	0	29.41%	14		0	Y	5	N	11/2024		
44817	RUSHSYLVANIA	04/29/1985	Active	19	0	0	0.00%	19		16	Y		N	08/2024		\$100.00
Exc Award (06/30/2016)																
5174	SPENCERVILLE	10/20/1941	Active	20	0	0	0.00%	20		2	Y		N	11/2024		
106560	SWANTON	09/08/2009	Active	16	0	3	-15.79%	19	8	1	N	None	N	05/2025		
61311	SYLVANIA SUNRISE	12/02/1998	Active	35	0	0	0.00%	32		1	Y		N	08/2025		
Exc Award (06/30/2023)																
36098	UPPER SCIOTO VALLEY L C	10/27/1978	Active	17	0	0	0.00%	17		3	Y	8		11/2024		
5179	VAN BUREN	03/18/1971	Active	11	0	3	-21.43%	14	39	0	Y	6		11/2024		
5181	VENEDOCIA	04/10/1961	Active	23	0	0	0.00%	25		2	Y		N	09/2024		\$500.00
5407	WAPAKONETA	05/23/1950	Active	27	0	1	-3.57%	34	14	0	Y		N	11/2024		
Exc Award (06/30/2016)																



Club Health Assessment for District 13 OH1 through August 2025

INTERNATIONAL

			Status	Membership					Reports					Finance	LCIF	
Club Number	Club Name	Charter Date	Times in Status Quo in Past 2 Years	Current Member Count **	YTD Members Added	YTD Members Dropped	YTD Net Growth% ***	Member Count 1 Year Ago	Dropped Members Avg.Length of Service	Months Since Membership Update	Current Officers Reported ****	Current President Repeated Term	VP Reported *****	Last Date Reported Service (mm/yyyy)	Account Balance	YTD Donations
5182	WAUSEON	09/12/1951	Active	14	0	0	0.00%	15		4	N	None		08/2025		
	Exc Award (06/30/2016, 06/30/2018)															
5408	WAYNESFIELD	06/23/1948	Active	34	1	0	3.03%	40		1	Y	2	R	08/2025		
	Exc Award (06/30/2016, 06/30/2022, 06/30/2023)															
5409	WEST LIBERTY	07/22/1941	Active	62	0	1	-1.59%	62	17	0	Y		N	08/2025		
	Exc Award (06/30/2016, 06/30/2022, 06/30/2023)															
5183	WEST UNITY	11/30/1948	Active	14	0	0	0.00%	15		2	Y	5	R	06/2025		
5184	WILLSHIRE	12/02/1964	Active	11	0	0	0.00%	12		4	Y	19		10/2024		

Clubs Cancelled Previous Fiscal Year – Clubs Cancelled within last 12 months may be reinstated

Club Number	Club Name	Charter Date	Current Status*	Cancellation Date
5385	MENDON	04/12/1957	Cancelled(6*)	06/29/2025

Current Total Clubs Count	YTD New Clubs Count	YTD Cancelled Clubs Count	YTD Net Club Gain	Current Total Members Count	YTD Add	YTD Drop	YTD Net Growth	YTD Net Growth %	Member Count 12 Months Ago	Average Member Count Per Club	% of Clubs with less than 20 members	% No Officer Report in 12 Months	% of Clubs with balance 90+ days	Number of Clubs in Status Quo	% Status Quo Clubs in Financial Suspension	Number of Cancelled Clubs	Average Cancelled Club Age	Members Lost Due to Cancellation	% of Clubs Cancelled for Non-Financial Reasons
48	0	0	0	1,332	12	14	-2	-0.15%	1,394	28	40%	0%	2%	0	0%	0	0	0	0%

* - P - Priority Club. Cancellation Reasons: 1-Objectives/conduct, 2-Non-active club, 5-Non-existing club, 6-Disbanding, 7-Merger, 8-Financial Suspension, 9-District/Multiple District Dues.

** Red denotes below 15 active members.

*** Red denotes 20% + loss.

**** Y - all 3 (President, Secretary, Treasurer) club officers reported, N - not all 3 reported.

***** Abbreviation: N-New, IP-Immediate Past, R-Repeat.




Club Health Assessment for District 13 OH2 through August 2025

			Status	Membership					Reports				Finance	LCIF		
Club Number	Club Name	Charter Date	Times in Status Quo in Past 2 Years	Current Member Count **	YTD Members Added	YTD Members Dropped	YTD Net Growth% ***	Member Count 1 Year Ago	Dropped Members Avg.Length of Service	Months Since Membership Update	Current Officers Reported ****	Current President Repeated Term	VP Reported *****	Last Date Reported Service (mm/yyyy)	Account Balance	YTD Donations
Clubs more than two years old																
5186	AMHERST	01/30/1951	Active	15	0	0	0.00%	16		4	Y	14	R	02/2025		
5188	ASHLAND	11/16/1920	Active	50	0	0	0.00%	60		2	Y		N	08/2025		
	Exc Award (06/30/2022, 06/30/2023)															
5189	ASHLAND EVENING	08/08/1963	Active	24	0	0	0.00%	30		2	Y		N	08/2025		\$200.00
	Exc Award (06/30/2021)															
5190	ATTICA	11/14/1957	Active	30	0	0	0.00%	35		2	Y		N	08/2025		
	Exc Award (06/30/2018, 06/30/2022, 06/30/2023)															
5191	AVON	11/26/1957	Active	45	0	0	0.00%	55		5	N	None		04/2025		\$250.00
	Exc Award (06/30/2022, 06/30/2023)															
5192	BASCOM	02/05/1963	Active	38	0	0	0.00%	35		1	Y		N	05/2025		\$1,000.00
5193	BELLEVUE	09/14/1944	Active	18	1	0	5.88%	20		2	Y	2	R	05/2025		
5194	BELLVILLE	12/12/1956	Active	22	0	1	-4.35%	20	72	0	Y		N	08/2025		\$325.00
	Exc Award (06/30/2021)															
5195	BLOOMVILLE	03/29/1966	Active	43	1	0	2.38%	45		0	Y		N	04/2025		
149501	Buckeye Central Community	03/03/2022	Active	13	1	0	8.33%	13		0	Y	2	R	08/2025		
5196	BUCYRUS	04/19/1939	Active	19	0	1	-5.00%	15	1	0	Y	2	N	08/2025		
	Exc Award (06/30/2016)															
5197	BUTLER	08/27/1953	Active	16	0	4	-20.00%	20	12	1	Y	3		06/2025		\$200.00
5198	CASTALIA	01/09/1950	Active	42	2	7	-10.64%	40	15	0	Y	12	R	04/2025		
108030	CLYDE	04/08/2010	Active	12	0	0	0.00%	13		1	Y	3		07/2025		
5199	COLONEL CRAWFORD L C	03/29/1971	Active	36	1	0	2.86%	34		2	Y		N	03/2025		\$1,000.00
5200	CRESTLINE	05/12/1949	Active	21	0	0	0.00%	29		1	Y		N	06/2025		
43464	ELMORE	02/15/1984	Active	8	0	0	0.00%	9		2	Y	9		11/2024		\$400.00
5201	ELYRIA EVENING	03/26/1941	Active	22	0	0	0.00%	21		1	Y	3		08/2025		\$30.00
	Exc Award (06/30/2021)															
5204	FIRELANDS	05/16/1957	Active	18	0	0	0.00%	23		2	Y	3	R	11/2024		
5205	FOSTORIA	01/10/1936	Active	9	0	0	0.00%	13		3	Y	15	R	11/2024		\$1,000.00
	Exc Award (06/30/2022)															




Club Health Assessment for District 13 OH2 through August 2025

			Status	Membership						Reports				Finance	LCIF	
Club Number	Club Name	Charter Date	Times in Status Quo in Past 2 Years	Current Member Count **	YTD Members Added	YTD Members Dropped	YTD Net Growth% ***	Member Count 1 Year Ago	Dropped Members Avg.Length of Service	Months Since Membership Update	Current Officers Reported ****	Current President Repeated Term	VP Reported *****	Last Date Reported Service (mm/yyyy)	Account Balance	YTD Donations
5206	FREMONT	02/12/1929	Active	36	0	1	-2.70%	35	11	1	Y		N	08/2025		
5211	HAYESVILLE	12/16/1948	Active	34	0	0	0.00%	42		8	Y	2	N	12/2024		
Exc Award (06/30/2017, 06/30/2018)																
5212	HURON	09/01/1966	Active	39	4	0	11.43%	36		1	Y	3	R	12/2024		
5213	JEROMESVILLE	12/08/1943	Active	5	0	0	0.00%	10		2	N	None		12/2024		
5214	LA GRANGE	04/18/1947	Active	67	0	0	0.00%	63		2	Y	12	R	08/2025		
Exc Award (06/30/2017, 06/30/2018, 06/30/2022)																
5216	LINDSEY	06/15/1957	Active	34	0	1	-2.86%	35	45	0	Y		N	08/2025		
5217	LORAIN	08/24/1922	Active	58	3	0	5.45%	56		0	Y		N	08/2025		
5218	LOUDONVILLE	05/23/1950	Active	46	0	0	0.00%	40		3	Y		N	08/2025		\$100.00
Exc Award (06/30/2024)																
5219	LUCAS	04/23/1953	Active	31	1	0	3.33%	30		1	Y		R	08/2025		\$220.00
Exc Award (06/30/2021)																
5220	MADISON TOWNSHIP L C	12/04/1969	Active	25	1	0	4.17%	26		1	Y		N	02/2025		
Exc Award (06/30/2023)																
136817	Mansfield United	02/20/2019	Active	24	1	2	-4.00%	17	1	0	Y	3	N	06/2025		
43465	MARBLEHEAD PENINSULA	02/15/1984	Active	53	2	0	3.92%	48		1	N	None		05/2025		\$100.00
Exc Award (06/30/2021, 06/30/2023)																
5223	MIFFLIN	01/28/1953	Active	22	0	0	0.00%	24		3	Y		N	02/2025		
Exc Award (06/30/2018)																
35338	MILAN	04/21/1978	Active(1)	10	0	0	0.00%	13		2	N	None		05/2025		
5226	NORTH FAIRFIELD	03/24/1961	Active	13	0	0	0.00%	13		17	N	None		04/2025		
5227	NORTH RIDGEVILLE	05/09/1961	Active	61	0	0	0.00%	62		2	Y		N	05/2025		\$100.00
Exc Award (06/30/2018, 06/30/2020, 06/30/2021, 06/30/2022, 06/30/2024)																
5228	NORWALK	04/09/1946	Active	56	1	1	0.00%	57	2	1	Y		N	08/2025		
Exc Award (06/30/2022)																
38133	OAK HARBOR	03/31/1980	Active	42	0	0	0.00%	40		2	Y		N	05/2025		
5230	OLD FORT	11/02/1944	Active	55	0	0	0.00%	58		4	Y		N	12/2024		
5231	ONTARIO	04/07/1953	Active	27	0	0	0.00%	28		4	Y		N	05/2025		
Exc Award (06/30/2018, 06/30/2021)																



Club Health Assessment for District 13 OH2 through August 2025

<div>LCIF International</div>						Status					Membership				Reports				Finance		LCIF
						Times in Status Quo in Past 2 Years	Current Member Count **	YTD Members Added	YTD Members Dropped	YTD Net Growth***	Member Count 1 Year Ago	Dropped Members Avg.Length of Service	Months Since Membership Update	Current Officers Reported ****	Current President Repeated Term	VP Reported *****	Last Date Reported Service (mm/yyyy)	Account Balance	YTD Donations		
Club Number	Club Name	Charter Date																			
5232	PERRYSVILLE	03/20/1951																			
	Exc Award (06/30/2018, 06/30/2021, 06/30/2023)																				
32916	PLYMOUTH	11/04/1976																			
	Exc Award (06/30/2022, 06/30/2023)																				
5233	POLK	11/07/1949																			
5234	PORT CLINTON	01/21/1954																			
5235	REPUBLIC	05/03/1948																			
5236	ROWSBURG	12/28/1954																			
5237	SANDUSKY	05/07/1925																			
5238	SAVANNAH-CRESTVIEW	02/15/1944																			
103762	SHEFFIELD VILLAGE	10/06/2008																			
139936	Shelby United	10/29/2020																			
5243	TIFFIN	02/25/1929																			
	Exc Award (06/30/2016)																				
5244	UPPER SANDUSKY	01/14/1948																			
5245	VERMILION	01/25/1951																			
Current Total Clubs Count	YTD New Clubs Count	YTD Cancelled Clubs Count	YTD Net Club Gain	Current Total Members Count	YTD Add	YTD Drop	YTD Net Growth	Member Count 12 Months Ago	Average Member Count Per Club	% of Clubs with less than 20 members	% No Officer Report in 12 Months	% of Clubs with balance 90+ days	Number of Clubs in Status Quo	% Status Quo Clubs in Financial Suspension	Number of Cancelled Clubs	Average Cancelled Club Age	Members Lost Due to Cancellation	% of Clubs Cancelled for Non-Financial Reasons			
53	0	0	0	1,603	21	20	1	0.06%	1,642	30	32%	11%	0%	0	0%	0	0	0	0%		

* - P - Priority Club. Cancellation Reasons: 1-Objectives/conduct, 2-Non-active club, 5-Non-existing club, 6-Disbanding, 7-Merger, 8-Financial Suspension, 9-District/Multiple District Dues.

** Red denotes below 15 active members.

*** Red denotes 20% + loss.

**** Y - all 3 (President, Secretary, Treasurer) club officers reported, N - not all 3 reported.

***** Abbreviation: N-New, IP-Immediate Past, R-Repeat.



Club Health Assessment for District 13 OH3 through August 2025

			Status	Membership						Reports				Finance	LCIF	
Club Number	Club Name	Charter Date	Times in Status Quo in Past 2 Years	Current Member Count **	YTD Members Added	YTD Members Dropped	YTD Net Growth% ***	Member Count 1 Year Ago	Dropped Members Avg.Length of Service	Months Since Membership Update	Current Officers Reported ****	Current President Repeated Term	VP Reported *****	Last Date Reported Service (mm/yyyy)	Account Balance	YTD Donations
Clubs more than two years old																
5452	ADENA	11/01/1945	Active	56	5	3	3.70%	57	34	0	Y		N	08/2025		\$100.00
	Exc Award (06/30/2016, 06/30/2022)															
5248	AKRON HOST	10/30/1920	Active	11	0	1	-8.33%	12	17	1	Y	12	R	03/2025		
	Exc Award (06/30/2023)															
5255	BEDFORD	01/19/1926	Active	25	1	4	-10.71%	27	19	0	Y	2	R	06/2025		
	Exc Award (06/30/2022, 06/30/2023)															
5456	BOLIVAR	10/21/1943	Active	18	0	0	0.00%	19		0	Y		N	08/2025		
	Exc Award (06/30/2023, 06/30/2024)															
5458	BRILLIANT	04/02/1951	Active	27	0	0	0.00%	33		3	Y	6	R	08/2025		
	Exc Award (06/30/2020, 06/30/2022)															
31845	BROADVIEW HEIGHTS	03/22/1976	Active	63	2	0	3.28%	54		1	Y		N	08/2025		\$7,050.00
	Exc Award (06/30/2023)															
5459	CADIZ	11/12/1936	Active	27	1	0	3.85%	28		1	Y	5		08/2025		
5460	CAMBRIDGE	11/07/1924	Active	77	0	3	-3.75%	79	11	0	Y		N	08/2025		
	Exc Award (06/30/2020, 06/30/2022)															
5263	CHIPPEWA LAKE	08/23/1956	Active	42	1	1	0.00%	40	3	0	Y	2	R	07/2025		
	Exc Award (06/30/2022, 06/30/2023)															
5462	CLAYLAND	09/29/1954	Active	33	0	1	-2.94%	37	2	0	Y		N	08/2025		
	Exc Award (06/30/2016, 06/30/2022, 06/30/2023)															
5267	COPLEY NORTON	12/09/1970	Active	23	0	0	0.00%	23		7	Y		N	03/2025		
5464	CRESTON	02/09/1944	Active	23	0	0	0.00%	24		3	Y		N	04/2025		
	Exc Award (06/30/2022)															
5268	CUYAHOGA FALLS	10/28/1925	Active	27	0	0	0.00%	30		2	Y		N	08/2025		
	Exc Award (06/30/2020, 06/30/2022)															
5465	DILLONVALE MOUNT PLEASANT	06/24/1941	Active	9	0	0	0.00%	11		2	Y		N	07/2025		
	Exc Award (06/30/2022)															
5466	DOVER	12/21/1944	Active	31	0	0	0.00%	32		2	Y	2	R	08/2025		
	Exc Award (06/30/2023, 06/30/2024)															
5467	DOYLESTOWN	03/02/1934	Active	82	1	0	1.23%	89		1	Y		N	08/2025		
	Exc Award (06/30/2018, 06/30/2022, 06/30/2023, 06/30/2024)															



Club Health Assessment for District 13 OH3 through August 2025

INTERNATIONAL

			Status	Membership						Reports				Finance		LCIF
Club Number	Club Name	Charter Date	Times in Status Quo in Past 2 Years	Current Member Count **	YTD Members Added	YTD Members Dropped	YTD Net Growth% ***	Member Count 1 Year Ago	Dropped Members Avg.Length of Service	Months Since Membership Update	Current Officers Reported ****	Current President Repeated Term	VP Reported *****	Last Date Reported Service (mm/yyyy)	Account Balance	YTD Donations
105342	GNADENHUTTEN	05/15/2009	Active	13	7	0	116.67%	8		0	Y		N	08/2025		
	Exc Award (06/30/2016)															
116196	GUERNSEY COUNTY	02/28/2012	Active	18	0	1	-5.26%	17	1	1	Y	3	R	08/2025		
	Exc Award (06/30/2020, 06/30/2022)															
133062	Hudson Cyber	11/02/2017	Active	14	0	0	0.00%	18		7	Y	2		12/2024		
129110	Lakemore	10/10/2016	Active	17	3	0	21.43%	14		0	Y		N	05/2025		
	Exc Award (06/30/2020)															
5474	MARSHALLVILLE	04/23/1956	Active	21	0	0	0.00%	19		4	Y	3	R	05/2025		
	Exc Award (06/30/2023)															
106863	MARTINS FERRY	11/11/2009	Active	21	0	0	0.00%	29		2	Y		N	05/2025		
	Exc Award (06/30/2022)															
5284	MEDINA	09/23/1943	Active	18	0	0	0.00%	18		16	Y	4		07/2025		
	Exc Award (06/30/2022, 06/30/2023)															
5476	MIDVALE	11/30/1955	Active	13	0	0	0.00%	14		3	Y		N	04/2025		
	Exc Award (06/30/2016, 06/30/2023)															
5477	MILLERSBURG	03/23/1955	Active	51	0	0	0.00%	61		4	Y	11		03/2025		
	Exc Award (06/30/2022, 06/30/2023)															
5479	MINGO JUNCTION	01/25/1956	Active	10	0	0	0.00%	11		3	Y	2		11/2024		
	Exc Award (06/30/2017, 06/30/2022)															
5287	MOGADORE	04/12/1951	Active	16	0	1	-5.88%	17	11	1	Y	3	R	06/2025		
5481	NEW PHILADELPHIA	06/02/1925	Active	28	0	0	0.00%	28		3	Y		N	03/2025		
	Exc Award (06/30/2016)															
5482	NEW PITTSBURG	01/20/1958	Active	9	0	0	0.00%	9		22	Y	8	R	08/2024		
5480	NEWCOMERSTOWN	06/25/1940	Active	8	0	0	0.00%	9		2	Y	10		06/2025		
5289	NORDONIA HILLS	12/03/1963	Active	14	1	2	-6.67%	15	3	1	Y	2	R	03/2025		
	Exc Award (06/30/2023)															
5291	NORTH ROYALTON	11/12/1973	Active	51	0	1	-1.92%	59	19	0	Y		N	08/2025		\$100.00
	Exc Award (06/30/2022, 06/30/2023)															
103922	Orrville North	11/06/2008	Active	9	0	1	-10.00%	13	2	0	Y	3		08/2025		
	Exc Award (06/30/2022, 06/30/2023)															
111388	PARMA HILLS	06/16/2011	Active(1)	6	0	0	0.00%	7		6	Y	5		09/2024		
5484	RICHMOND	01/20/1949	Active	27	0	0	0.00%	29		3	Y	3	R	06/2025		



Club Health Assessment for District 13 OH3 through August 2025

			Status	Membership						Reports				Finance	LCIF	
Club Number	Club Name	Charter Date	Times in Status Quo in Past 2 Years	Current Member Count **	YTD Members Added	YTD Members Dropped	YTD Net Growth***	Member Count 1 Year Ago	Dropped Members Avg.Length of Service	Months Since Membership Update	Current Officers Reported ****	Current President Repeated Term	VP Reported *****	Last Date Reported Service (mm/yyyy)	Account Balance	YTD Donations
5485	RITTMAN	10/20/1943	Active	34	0	0	0.00%	36		0	Y	3	R	03/2025		
	Exc Award (06/30/2024)															
5491	STEUBENVILLE	06/04/1924	Active	11	1	0	10.00%	13		1	Y	7	N	06/2025		
5298	STOW MUNROE FALLS	11/30/1938	Active	40	1	2	-2.44%	40	29	0	Y		N	08/2025		
	Exc Award (06/30/2023)															
5492	STRASBURG	06/23/1954	Active	21	0	0	0.00%	21		2	Y		N	07/2025		
	Exc Award (06/30/2020, 06/30/2023)															
5272	SUMMIT NORTH	05/02/1932	Active	31	0	2	-6.06%	34	5	0	Y	7	R	03/2025		
5300	TALLMADGE	11/14/1938	Active	10	0	0	0.00%	10		4	Y		R	03/2025		
5494	TORONTO	03/12/1957	Active	18	0	0	0.00%	17		6	Y		R	05/2025		
	Exc Award (06/30/2022)															
5301	WADSWORTH	10/08/1925	Active	49	3	1	4.26%	52	3	0	Y		N	07/2024		
110379	WARREN TOWNSHIP	02/17/2011	Active	21	0	0	0.00%	21		17	Y	10	R	11/2024		
	Exc Award (06/30/2023)															
5497	WARWICK L C	12/10/1971	Active	9	0	0	0.00%	9		2	Y	13		05/2025		
	Exc Award (06/30/2016)															
58689	WESTSHORE	09/16/1996	Active	10	0	0	0.00%	9		4	Y	3		06/2025		
5500	WOOSTER NOON	06/30/1927	Active	78	1	5	-4.88%	86	12	0	Y		N	07/2025		\$100.00
	Exc Award (06/30/2022)															
5472	WOOSTER-MADISONBURG EVENING	05/15/1958	Active	6	0	0	0.00%	8		2	Y			08/2025		
	Exc Award (06/30/2023)															

Clubs Cancelled Previous Fiscal Year – Clubs Cancelled within last 12 months may be reinstated

Club Number	Club Name	Charter Date	Current Status*	Cancellation Date
5493	GARAWAY	04/27/1953	Cancelled(6*)	05/29/2025
5488	SHREVE	04/12/1944	Cancelled(6*)	08/29/2024

Current Total Clubs Count	YTD New Clubs Count	YTD Cancelled Clubs Count	YTD Net Club Gain	Current Total Members Count	YTD Add	YTD Drop	YTD Net Growth	YTD Net Growth %	Member Count 12 Months Ago	Average Member Count Per Club	% of Clubs with less than 20 members	% No Officer Report in 12 Months	% of Clubs with balance 90+ days	Number of Clubs in Status Quo	% Status Quo Clubs in Financial Suspension	Number of Cancelled Clubs	Average Cancelled Club Age	Members Lost Due to Cancellation	% of Clubs Cancelled for Non-Financial Reasons
48	0	0	0	1,276	28	29	-1	-0.08%	1,346	27	46%	0%	0%	0	0%	0	0	0	0%



Club Health Assessment for District 13 OH3 through August 2025

INTERNATIONAL

Club Number	Club Name	Charter Date	Status	Membership					Reports				Finance	LCIF
			Times in Status Quo in Past 2 Years	Current Member Count **	YTD Members Added	YTD Members Dropped	YTD Net Growth% ***	Member Count 1 Year Ago	Dropped Members Avg.Length of Service	Months Since Membership Update	Current Officers Reported ****	Current President Repeated Term	VP Reported *****	Last Date Reported Service (mm/yyyy)

* - P - Priority Club. Cancellation Reasons: 1-Objectives/conduct, 2-Non-active club, 5-Non-existing club, 6-Disbanding, 7-Merger, 8-Financial Suspension, 9-District/Multiple District Dues.

** Red denotes below 15 active members.

*** Red denotes 20% + loss.

**** Y - all 3 (President, Secretary, Treasurer) club officers reported, N - not all 3 reported.

***** Abbreviation: N-New, IP-Immediate Past, R-Repeat.




Club Health Assessment for District 13 OH4 through August 2025

			Status	Membership						Reports				Finance	LCIF	
Club Number	Club Name	Charter Date	Times in Status Quo in Past 2 Years	Current Member Count **	YTD Members Added	YTD Members Dropped	YTD Net Growth% ***	Member Count 1 Year Ago	Dropped Members Avg.Length of Service	Months Since Membership Update	Current Officers Reported ****	Current President Repeated Term	VP Reported *****	Last Date Reported Service (mm/yyyy)	Account Balance	YTD Donations
Clubs less than two years old																
156973	Willoughby Hills	01/10/2024	Active	38	0	0	0.00%	45		1	Y		N	08/2025		
Clubs more than two years old																
5307	ALLIANCE	02/24/1943	Active	28	0	1	-3.45%	29	28	1	Y	2	R	08/2025		
5253	ASHTABULA	09/27/1944	Active	20	0	2	-9.09%	24	23	0	Y	2	N	02/2025		\$180.00
33651	AUSTINTOWN	04/29/1977	Active	16	0	0	0.00%	18		3	N	None	R	12/2024		
Exc Award (06/30/2022)																
5310	BOARDMAN	06/06/1968	Active	40	0	2	-4.76%	38	3	0	Y	2	R	08/2025		
5313	BRIMFIELD	02/26/1957	Active	31	1	1	0.00%	34	9	1	Y		N	08/2025		
Exc Award (06/30/2017, 06/30/2018, 06/30/2024)																
30813	CALCUTTA	05/27/1975	Active	33	1	3	-5.71%	26	45	0	Y		IP	08/2025		\$40.00
Exc Award (06/30/2017)																
5314	CANAL FULTON	12/08/1971	Active	71	0	0	0.00%	62		2	Y	6	N	08/2025		
Exc Award (06/30/2023, 06/30/2024)																
35147	CANFIELD	03/27/1978	Active	41	2	4	-4.65%	43	15	1	Y	2	N	07/2025		\$20.00
Exc Award (06/30/2022)																
5262	CHESTERLAND	01/20/1969	Active	31	0	0	0.00%	36		6	Y	4	R	07/2025		
5266	CONNEAUT	11/30/1944	Active	16	0	1	-5.88%	20	60	1	Y		N	08/2025		
5318	CORTLAND	03/06/1939	Active	23	2	4	-8.00%	26	7	1	Y	2	R	08/2025		
5319	CRESTWOOD L C	10/26/1970	Active	16	0	0	0.00%	14		3	Y	4		10/2024		
5324	GIRARD	11/02/1955	Active	11	0	0	0.00%	11		17	Y	5		12/2024		
5325	HARTVILLE	09/20/1946	Active	33	1	0	3.13%	29		0	Y		N	08/2025		
5277	HIGHLAND HEIGHTS	10/31/1960	Active	39	0	1	-2.50%	37	18	1	Y	2	N	08/2025		
Exc Award (06/30/2022, 06/30/2023, 06/30/2024)																
5326	HOMEWORTH	04/15/1952	Active	8	0	0	0.00%	10		3	Y	2	R	08/2025		
5327	HUBBARD AREA L C, INC.	10/08/1971	Active	21	0	0	0.00%	27		6	Y	2	R	11/2024		
Exc Award (06/30/2022, 06/30/2023)																
5328	JACKSON TOWNSHIP	08/18/1960	Active	28	0	0	0.00%	27		1	Y	2	R	08/2025		



Club Health Assessment for District 13 OH4 through August 2025

			Status	Membership					Reports					Finance	LCIF	
Club Number	Club Name	Charter Date	Times in Status Quo in Past 2 Years	Current Member Count **	YTD Members Added	YTD Members Dropped	YTD Net Growth% ***	Member Count 1 Year Ago	Dropped Members Avg.Length of Service	Months Since Membership Update	Current Officers Reported ****	Current President Repeated Term	VP Reported *****	Last Date Reported Service (mm/yyyy)	Account Balance	YTD Donations
Exc Award (06/30/2016)			Active	45	0	0	0.00%	50		3	Y		N	08/2025		\$275.00
5329	KENT	10/18/1946														
Exc Award (06/30/2022, 06/30/2024)																
5331	LISBON	10/23/1956	Active	39	0	0	0.00%	35		0	Y	2	R	05/2025		
Exc Award (06/30/2023, 06/30/2024)			Active	11	0	0	0.00%	16		1	Y	3		12/2024		
5332	LORDSTOWN	11/19/1973														
5335	MAGNOLIA	07/30/1943														
5337	MASSILLON	03/05/1943	Active	42	0	2	-4.55%	46	6	0	Y		IP	06/2025		
5340	NEW MIDDLETOWN	05/02/1957	Active	27	0	0	0.00%	27		15	Y	4	R	10/2024		
Exc Award (06/30/2022)			Active	20	0	0	0.00%	19		4	Y		N	03/2025		
5342	NEW WATERFORD	04/02/1957														
Exc Award (06/30/2022)																
5341	NEWTON FALLS	05/17/1951	Active	5	0	0	0.00%	5		13	Y	17	N	08/2025		
5343	NILES	05/27/1948	Active	23	0	0	0.00%	25		0	Y		IP	05/2025		
5345	NORTH CANTON	10/25/1955	Active	26	0	0	0.00%	23		2	Y			08/2025		
Exc Award (06/30/2022, 06/30/2023)			Active	14	0	0	0.00%	15		3	Y	4	R	08/2025		
5304	NORTH COAST L C	02/13/1962														
Exc Award (06/30/2022)																
5292	PAINESVILLE	05/31/1944	Active	39	1	2	-2.50%	38	5	0	Y	5	R	08/2025		\$20.00
Exc Award (06/30/2022, 06/30/2024)			Active	11	1	0	10.00%	10		1	Y	15	N	08/2025		
5350	PERRY TOWNSHIP L C	11/01/1945														
55406	POLAND	03/14/1994														
Exc Award (06/30/2022, 06/30/2024)			Active	17	0	0	0.00%	17		3	Y	9		08/2025		
5348	RANDOLPH	11/02/1965														
5349	RAVENNA	03/31/1953														
5351	ROOTSTOWN TOWNSHIP	11/28/1956	Active	27	0	2	-6.90%	30	5	1	Y		N	08/2025		
Exc Award (06/30/2022)			Active	5	0	0	0.00%	9		8	N	None		10/2024		
5352	SALEM	05/25/1942														
29203	SHERRODSVILLE	04/30/1974														
Exc Award (06/30/2022)			Active	13	0	0	0.00%	12		1	Y	2	N	08/2025		
108421	SOUTHEAST PORTAGE CO.	05/21/2010														



Club Health Assessment for District 13 OH4 through August 2025

			Status	Membership						Reports				Finance	LCIF	
Club Number	Club Name	Charter Date	Times in Status Quo in Past 2 Years	Current Member Count **	YTD Members Added	YTD Members Dropped	YTD Net Growth% ***	Member Count 1 Year Ago	Dropped Members Avg.Length of Service	Months Since Membership Update	Current Officers Reported ****	Current President Repeated Term	VP Reported *****	Last Date Reported Service (mm/yyyy)	Account Balance	YTD Donations
Exc Award (06/30/2022)																
5355	SUFFIELD	12/01/1969	Active	17	2	1	6.25%	17	7	0	Y	7		02/2025		
5356	TUSLAW	05/26/1960	Active	15	0	1	-6.25%	17	1	1	Y	2		08/2025		
5357	UNIONTOWN	09/27/1944	Active	45	0	0	0.00%	44		6	Y		N	08/2025		
5359	WARREN	01/23/1923	Active(2)	9	0	0	0.00%	11		3	Y	11	N	05/2025		
55108	WEST POINT	12/08/1993	Active	24	0	0	0.00%	33		2	Y		N	07/2025		\$100.00
5305	WILLOUGHBY	04/11/1944	Active	13	0	0	0.00%	13		15	Y	16	R	08/2025		
41466	WILLOUGHBY EVENING	06/21/1982	Active	30	0	1	-3.23%	31	4	1	Y		N	08/2025		\$200.00
5363	WINDHAM	11/10/1955	Active	19	0	0	0.00%	18		1	Y	9	N	08/2025		
5364	YOUNGSTOWN	10/11/1920	Active	44	0	0	0.00%	46		2	Y		N	08/2025		\$370.00
Exc Award (06/30/2022)																

Clubs Cancelled Previous Fiscal Year – Clubs Cancelled within last 12 months may be reinstated

Club Number	Club Name	Charter Date	Current Status*	Cancellation Date
5309	BEACH CITY	11/28/1951	Cancelled(6*)	01/29/2025
5321	EAST LIVERPOOL	09/29/1924	Cancelled(6*)	12/30/2024

Current Total Clubs Count	YTD New Clubs Count	YTD Cancelled Clubs Count	YTD Net Club Gain	Current Total Members Count	YTD Add	YTD Drop	YTD Net Growth	YTD Net Growth %	Member Count 12 Months Ago	Average Member Count Per Club	% of Clubs with less than 20 members	% No Officer Report in 12 Months	% of Clubs with balance 90+ days	Number of Clubs in Status Quo	% Status Quo Clubs in Financial Suspension	Number of Cancelled Clubs	Average Cancelled Club Age	Members Lost Due to Cancellation	% of Clubs Cancelled for Non-Financial Reasons
48	0	0	0	1,218	12	28	-16	-1.30%	1,267	25	38%	2%	0%	0	0%	0	0	0	0%

* - P - Priority Club. Cancellation Reasons: 1-Objectives/conduct, 2-Non-active club, 5-Non-existing club, 6-Disbanding, 7-Merger, 8-Financial Suspension, 9-District/Multiple District Dues.

** Red denotes below 15 active members.

*** Red denotes 20% + loss.

**** Y - all 3 (President, Secretary, Treasurer) club officers reported, N - not all 3 reported.

***** Abbreviation: N-New, IP-Immediate Past, R-Repeat.




Club Health Assessment for District 13 OH5 through August 2025

			Status	Membership						Reports				Finance	LCIF	
Club Number	Club Name	Charter Date	Times in Status Quo in Past 2 Years	Current Member Count **	YTD Members Added	YTD Members Dropped	YTD Net Growth% ***	Member Count 1 Year Ago	Dropped Members Avg.Length of Service	Months Since Membership Update	Current Officers Reported ****	Current President Repeated Term	VP Reported *****	Last Date Reported Service (mm/yyyy)	Account Balance	YTD Donations
Clubs less than two years old																
156248	Marion Ohio	10/12/2023	Active	20	0	0	0.00%	18		2	Y	3	N	06/2025	90+ Days	
Clubs more than two years old																
5367	ARCANUM	03/21/1929	Active	35	0	0	0.00%	34		2	Y	3	R	08/2024		
5414	BEXLEY	07/29/1940	Active	20	0	0	0.00%	21		2	Y		N	09/2024		
5369	BRADFORD	06/29/1939	Cancelled(6*)	0	0	1	-100.00%	7	14	0	N	None		01/2025		
Exc Award (06/30/2016)																
5416	CANAL WINCHESTER	06/14/1939	Active	24	2	0	9.09%	22		1	Y		N	08/2025		
Exc Award (06/30/2017, 06/30/2018, 06/30/2021, 06/30/2023, 06/30/2024)																
41964	COLUMBUS BEEHCROFT	11/15/1982	Active	14	0	0	0.00%	15		2	Y	4		08/2025		\$50.00
Exc Award (06/30/2023)																
152791	Columbus East Side	10/10/2022	Active	4	0	0	0.00%	6		7	Y	4		10/2024		
5418	COLUMBUS HILLTOP	09/01/1949	Active	10	0	0	0.00%	11		2	Y	8		07/2024		
5420	COLUMBUS NORTHEAST	03/04/1952	Active	16	0	0	0.00%	19		1	N	4	R	12/2024		
5421	COLUMBUS NORTHERN	09/14/1949	Active	26	0	1	-3.70%	29	58	0	Y			06/2025		\$500.00
5423	COLUMBUS SOUTHEAST	05/28/1940	Active	96	8	0	9.09%	60		1	Y	4	R	08/2025		
40304	COLUMBUS SOUTHERN PINE	08/24/1981	Active(1)	12	0	0	0.00%	12		18	Y	13		06/2025		
5424	DELAWARE	06/24/1948	Active	16	2	3	-5.88%	15	1	0	Y		N	08/2025		
5425	DUBLIN	12/18/1973	Active	18	0	0	0.00%	17		2	Y		N	12/2024		
5426	GAHANNA	11/07/1945	Active	23	0	0	0.00%	21		7	Y	6		08/2025		
Exc Award (06/30/2024)																
31330	GETTYSBURG	11/14/1975	Active	11	0	0	0.00%	12		4	Y	3		12/2024		
5427	GREEN CAMP	08/24/1953	Active	11	0	0	0.00%	13		2	Y	2	R	08/2025		
Exc Award (06/30/2023, 06/30/2024)																
5428	GROVE CITY	08/02/1939	Active	49	0	0	0.00%	45		2	Y		N	06/2025		
Exc Award (06/30/2018)																
58312	GROVE CITY NOON	05/17/1996	Active	40	0	0	0.00%	40		2	Y		N	08/2025		
5432	HILLIARD	06/18/1958	Active	6	0	0	0.00%	6		4	Y	6	R	04/2025		\$75.00



Club Health Assessment for District 13 OH5 through August 2025

			Status	Membership						Reports				Finance		LCIF
Club Number	Club Name	Charter Date	Times in Status Quo in Past 2 Years	Current Member Count **	YTD Members Added	YTD Members Dropped	YTD Net Growth% ***	Member Count 1 Year Ago	Dropped Members Avg.Length of Service	Months Since Membership Update	Current Officers Reported ****	Current President Repeated Term	VP Reported *****	Last Date Reported Service (mm/yyyy)	Account Balance	YTD Donations
5433	LA RUE	11/17/1949	Active	21	0	0	0.00%	23		2	Y		N	10/2024		\$250.00
5381	LAURA	05/27/1949	Active	17	0	0	0.00%	18		2	Y		N	09/2024		
5434	LONDON	05/09/1946	Active	23	0	0	0.00%	24		1	Y		R	08/2025		
5382	MARYSVILLE	06/24/1941	Active	29	0	1	-3.33%	32	2	1	Y			07/2025		
Exc Award (06/30/2016, 06/30/2018, 06/30/2019)																
5383	MECHANICSBURG	05/26/1952	Active	13	0	1	-7.14%	14	16	1	Y	3	R	01/2025		\$100.00
5386	MILFORD CENTER	11/16/1950	Active	17	0	2	-10.53%	19	32	1	Y	3	R	09/2024		
5437	MOUNT GILEAD	02/26/1941	Active	14	0	0	0.00%	15		4	Y	16		12/2024		
5438	NEW ALBANY	11/29/1945	Active	23	1	0	4.55%	24		0	Y		N	08/2025		
5392	NORTH HAMPTON	03/22/1951	Active	19	1	0	5.56%	22		1	Y	5	R	05/2025		
Exc Award (06/30/2017, 06/30/2023)																\$1,000.00
5393	NORTHRIDGE	02/12/1958	Active	35	2	0	6.06%	39		0	Y	3	R	08/2025		
119530	OLENTANGY NOON	06/03/2013	Active	4	0	7	-63.64%	12	8	1	Y			09/2024		
5395	PITTSBURG	11/04/1946	Active	26	0	0	0.00%	27		0	Y			12/2024		
5439	PLAIN CITY	02/29/1940	Active	53	0	1	-1.85%	56	12	0	Y		N	07/2025		
5440	PLEASANT L C	02/07/1966	Active	29	0	0	0.00%	32		1	Y		N	07/2025		\$1,000.00
5441	PROSPECT	11/05/1945	Active	38	1	3	-5.00%	38	9	0	Y		N	04/2025		
Exc Award (06/30/2016)																
5442	REYNOLDSBURG	01/29/1948	Active	32	1	1	0.00%	36	3	0	Y		R	07/2025		
Exc Award (06/30/2018, 06/30/2019, 06/30/2021, 06/30/2022, 06/30/2023)																
5443	RIDGEDALE	02/18/1964	Active	38	0	0	0.00%	40		2	Y		R	07/2024	90+ Days	
5398	SAINT PARIS	11/23/1928	Active	25	0	0	0.00%	24		6	Y	8	R	06/2025		
103995	SPRINGFIELD NATIONAL TRAIL	11/19/2008	Active	11	1	0	10.00%	10		0	Y		R	11/2024		
5447	SUNBURY	08/26/1938	Active	35	0	0	0.00%	32		0	Y		N	06/2025		
Exc Award (06/30/2024)																
5448	TRI VILLAGE	08/08/1950	Active	46	1	1	0.00%	48	0	0	Y		N	06/2025		\$300.00
5404	TROY	03/25/1942	Active	19	0	0	0.00%	21		2	Y		N	08/2025		
Exc Award (06/30/2016, 06/30/2018, 06/30/2019, 06/30/2022)																



Club Health Assessment for District 13 OH5 through August 2025

INTERNATIONAL

			Status	Membership					Reports				Finance	LCIF		
Club Number	Club Name	Charter Date	Times in Status Quo in Past 2 Years	Current Member Count **	YTD Members Added	YTD Members Dropped	YTD Net Growth% ***	Member Count 1 Year Ago	Dropped Members Avg.Length of Service	Months Since Membership Update	Current Officers Reported ****	Current President Repeated Term	VP Reported *****	Last Date Reported Service (mm/yyyy)	Account Balance	YTD Donations
5405	URBANA	10/26/1928	Active	49	0	0	0.00%	54		1	Y		R	09/2024		
	Exc Award (06/30/2024)															
5406	VERSAILLES	04/29/1947	Active	22	0	0	0.00%	24		2	Y			12/2024		
	Exc Award (06/30/2016)															
5411	WEST MILTON	03/05/1951	Cancelled(6*)	0	0	0	0.00%	8		2	N	None		11/2024		
	Exc Award (06/30/2016)															
5449	WESTERVILLE	09/29/1928	Active	47	0	0	0.00%	49		0	N	None	N	08/2025		\$100.00
	Exc Award (06/30/2021, 06/30/2022)															
5412	WOODSTOCK	06/27/1945	Active	45	3	0	7.14%	45		1	Y	10	R	08/2025		
110045	WORTHINGTON NOON	01/06/2011	Active	31	1	0	3.33%	34		1	Y		N	04/2025		
	Exc Award (06/30/2021, 06/30/2024)															

Clubs Cancelled Previous Fiscal Year – Clubs Cancelled within last 12 months may be reinstated

Club Number	Club Name	Charter Date	Current Status*	Cancellation Date
5419	COLUMBUS INNER CITY	05/07/1971	Cancelled(8*)	06/29/2025
62458	OHIO STATE UNIVERSITY	11/08/1999	Cancelled(6*)	08/29/2024

Current Total Clubs Count	YTD New Clubs Count	YTD Cancelled Clubs Count	YTD Net Club Gain	Current Total Members Count	YTD Add	YTD Drop	YTD Net Growth	YTD Net Growth %	Member Count 12 Months Ago	Average Member Count Per Club	% of Clubs with less than 20 members	% No Officer Report in 12 Months	% of Clubs with balance 90+ days	Number of Clubs in Status Quo	% Status Quo Clubs in Financial Suspension	Number of Cancelled Clubs	Average Cancelled Club Age	Members Lost Due to Cancellation	% of Clubs Cancelled for Non-Financial Reasons
46	0	2	-2	1,212	24	22	2	0.17%	1,243	26	39%	0%	4%	0	0%	2	120	1	50%

* - P - Priority Club. Cancellation Reasons: 1-Objectives/conduct, 2-Non-active club, 5-Non-existing club, 6-Disbanding, 7-Merger, 8-Financial Suspension, 9-District/Multiple District Dues.

** Red denotes below 15 active members.

*** Red denotes 20% + loss.

**** Y - all 3 (President, Secretary, Treasurer) club officers reported, N - not all 3 reported.

***** Abbreviation: N-New, IP-Immediate Past, R-Repeat.



Club Health Assessment for District 13 OH6 through August 2025

			Status	Membership						Reports				Finance	LCIF	
Club Number	Club Name	Charter Date	Times in Status Quo in Past 2 Years	Current Member Count **	YTD Members Added	YTD Members Dropped	YTD Net Growth% ***	Member Count 1 Year Ago	Dropped Members Avg.Length of Service	Months Since Membership Update	Current Officers Reported ****	Current President Repeated Term	VP Reported *****	Last Date Reported Service (mm/yyyy)	Account Balance	YTD Donations
Clubs less than two years old																
180962	Miami Valley	02/17/2025	Active	20	1	2	-4.76%	0	1	0	Y	2	N	08/2025		
Clubs more than two years old																
5554	BEAVER	04/04/1952	Active	20	0	0	0.00%	20		19	Y	6		11/2024		
5555	BEAVERCREEK	11/29/1949	Active	12	0	1	-7.69%	13	65	1	Y	2	N	08/2025		\$200.00
5556	BELLBROOK	03/06/1947	Active	76	2	1	1.33%	76	4	0	Y		N	12/2024		
Exc Award (06/30/2022, 06/30/2024)																
5505	CAMDEN	04/27/1948	Active	25	0	0	0.00%	20		2	Y		N	06/2025		
Exc Award (06/30/2016)																
5506	CARLISLE	10/17/1956	Active	39	0	0	0.00%	38		1	Y		N	11/2024		
Exc Award (06/30/2016)																
5561	CHILLICOTHE EVENING	05/02/1924	Active	46	0	1	-2.13%	57	12	0	Y		N	08/2025		
Exc Award (06/30/2016, 06/30/2017)																
5508	CINCINNATI HOST	09/23/1920	Active	14	0	0	0.00%	13		1	Y	3	N	07/2025		
5510	CINNCINNATI - WESTERN HILLS	05/11/1928	Active	28	0	1	-3.45%	30	10	1	Y	2	R	09/2024		
5512	DAYTON	07/23/1920	Active	16	0	2	-11.11%	19	10	0	Y	6	R	08/2025		\$50.00
Exc Award (06/30/2016)																
5515	EATON	04/21/1921	Active(1)	21	1	0	5.00%	20		1	Y	13	R	11/2024		
5565	FAIRBORN	04/27/1945	Active	86	3	3	0.00%	86	1	0	Y	2	R	08/2025		\$50.00
Exc Award (06/30/2016, 06/30/2017, 06/30/2020, 06/30/2024)																
5521	GERMANTOWN	08/06/1953	Active	56	0	2	-3.45%	50	19	0	Y		N	06/2025		
5570	GOOD HOPE	09/19/1955	Active	61	1	1	0.00%	58	48	0	Y		N	08/2025		
31008	GOSHEN	06/30/1975	Active	58	0	0	0.00%	58		1	Y			08/2024		
Exc Award (06/30/2016)																
5571	GREENFIELD	10/19/1951	Active	16	0	1	-5.88%	21	4	0	Y	8	R	10/2024		
5575	JAMESTOWN	03/27/1945	Active	34	0	0	0.00%	31		1	Y	4	R	04/2025		
5576	JEFFERSONVILLE	06/20/1947	Active	25	1	1	0.00%	28	38	0	Y		N	08/2024		
5526	LEBANON	04/24/1958	Active	29	1	0	3.57%	25		1	Y	2	R	08/2025		
Exc Award (06/30/2016, 06/30/2017)																



Club Health Assessment for District 13 OH6 through August 2025

			Status	Membership						Reports				Finance	LCIF	
Club Number	Club Name	Charter Date	Times in Status Quo in Past 2 Years	Current Member Count **	YTD Members Added	YTD Members Dropped	YTD Net Growth% ***	Member Count 1 Year Ago	Dropped Members Avg.Length of Service	Months Since Membership Update	Current Officers Reported ****	Current President Repeated Term	VP Reported *****	Last Date Reported Service (mm/yyyy)	Account Balance	YTD Donations
5577	LEESBURG	02/21/1940	Active	13	0	0	0.00%	13		1	Y	8		12/2024		
Exc Award (06/30/2016, 06/30/2017)																
131309	Liberty Twp	06/14/2017	Active	15	3	0	25.00%	13		0	Y	4	R	07/2025		
5578	LYNCHBURG	12/15/1952	Active	9	0	0	0.00%	9		1	Y	8	R	08/2025		
Exc Award (06/30/2023)																
5529	MAD RIVER	10/21/1954	Active	23	0	0	0.00%	40		0	Y		N	08/2025		
5528	MADISON	11/05/1963	Active	11	0	0	0.00%	14		2	Y	8	R	04/2025		
5579	MANCHESTER	10/06/1930	Active	10	0	0	0.00%	11		1	Y	4		12/2024		
5580	MARTINSVILLE	06/03/1958	Active	14	0	0	0.00%	14		12	Y	4	R	08/2024		
5530	MASON	05/25/1973	Active	18	1	0	5.88%	17		1	Y	2	R	08/2025		
5531	MIAMISBURG	11/10/1931	Active	23	0	0	0.00%	27		1	Y	2	N	04/2025		
5534	MONROE	02/02/1946	Active	10	0	0	0.00%	11		2	Y	5	R	10/2024		
5582	MOUNT ORAB	09/17/1951	Active	20	0	0	0.00%	21		0	Y		N	08/2025		
Exc Award (06/30/2018)																
119452	Mowrystown	06/04/2013	Active	5	0	0	0.00%	6		1	Y	9	R	08/2025		
Exc Award (06/30/2017)																
5583	NEW HOLLAND	11/20/1950	Active	20	0	0	0.00%	23		1	Y	16	N	06/2025		\$200.00
5584	NEW VIENNA	08/21/1947	Active	26	0	0	0.00%	27		1	Y		R	12/2024		
5536	NORTHEASTERN L C	03/05/1967	Active	44	1	0	2.33%	51		0	Y	3	R	05/2025		
Exc Award (06/30/2016)																
5517	NORTHMONT	04/06/1942	Active	16	0	0	0.00%	15		5	Y	3		12/2024	90+ Days	
5538	OXFORD	04/21/1947	Active	59	0	0	0.00%	60		1	Y		N	07/2025		
143224	Paint Valley	10/14/2020	Active	26	0	0	0.00%	26		14	Y	6	R	12/2024		
151583	Peebles	06/30/2022	Active(1)	10	0	0	0.00%	12		1	Y	4		11/2024		
5588	PIKETON	12/01/1952	Active	17	0	0	0.00%	17		2	Y	4	R	12/2024		
5590	PORT WILLIAM	03/21/1950	Active	20	0	1	-4.76%	21	3	1	Y		N	07/2025		\$200.00
45487	RIPLEY	11/30/1985	Active	34	0	1	-2.86%	35	2	1	Y	7	N	08/2025		
Exc Award (06/30/2023, 06/30/2024)																
5540	ROSS	08/01/1957	Active	57	0	0	0.00%	58		1	Y		N	04/2025		
Exc Award (06/30/2016, 06/30/2019)																



Club Health Assessment for District 13 OH6 through August 2025

			Status	Membership						Reports				Finance	LCIF	
Club Number	Club Name	Charter Date	Times in Status Quo in Past 2 Years	Current Member Count **	YTD Members Added	YTD Members Dropped	YTD Net Growth% ***	Member Count 1 Year Ago	Dropped Members Avg.Length of Service	Months Since Membership Update	Current Officers Reported ****	Current President Repeated Term	VP Reported *****	Last Date Reported Service (mm/yyyy)	Account Balance	YTD Donations
45070	SEAMAN	06/13/1985	Active	38	0	0	0.00%	38		1	Y	2	N	10/2024		
5542	SPRINGBORO	02/23/1953	Active	21	0	0	0.00%	13		1	Y	4	R	10/2024		
5545	VANDALIA	03/05/1942	Active(1)	27	2	1	3.85%	24	4	0	Y		N	03/2025		\$1,000.00
Exc Award (06/30/2016)																
5595	WASHINGTON COURT HOUSE	05/15/1934	Active	12	0	0	0.00%	15		1	Y		N	11/2024		
5596	WAVERLY	01/05/1953	Active	39	1	0	2.63%	35		1	Y		N	05/2025		
5548	WAYNESVILLE	11/03/1958	Active	19	1	0	5.56%	16		0	Y	2	N	08/2025		
Exc Award (06/30/2017)																
5549	WEST ALEXANDRIA	10/29/1951	Active	15	0	0	0.00%	15		1	Y	2		12/2024		
5550	WEST CARROLLTON	03/14/1947	Active	9	1	0	12.50%	12		1	Y	4	R	12/2024		
5598	WEST UNION	03/17/1932	Active	21	0	0	0.00%	21		1	Y			05/2025		
5600	WILMINGTON	05/24/1934	Active	34	0	0	0.00%	35		1	Y		N	12/2024		\$1,000.00

Clubs Cancelled Previous Fiscal Year – Clubs Cancelled within last 12 months may be reinstated

Club Number	Club Name	Charter Date	Current Status*	Cancellation Date
105280	BLANCHESTER	04/20/2009	Cancelled(6*)	06/29/2025
5568	FRANKFORT	03/06/1973	Cancelled(6*)	08/29/2024

Current Total Clubs Count	YTD New Clubs Count	YTD Cancelled Clubs Count	YTD Net Club Gain	Current Total Members Count	YTD Add	YTD Drop	YTD Net Growth	YTD Net Growth %	Member Count 12 Months Ago	Average Member Count Per Club	% of Clubs with less than 20 members	% No Officer Report in 12 Months	% of Clubs with balance 90+ days	Number of Clubs in Status Quo	% Status Quo Clubs in Financial Suspension	Number of Cancelled Clubs	Average Cancelled Club Age	Members Lost Due to Cancellation	% of Clubs Cancelled for Non-Financial Reasons
52	0	0	0	1,417	20	19	1	0.07%	1,428	27	38%	0%	2%	0	0%	0	0	0	0%

* - P - Priority Club. Cancellation Reasons: 1-Objectives/conduct, 2-Non-active club, 5-Non-existing club, 6-Disbanding, 7-Merger, 8-Financial Suspension, 9-District/Multiple District Dues.

** Red denotes below 15 active members.

*** Red denotes 20% + loss.

**** Y - all 3 (President, Secretary, Treasurer) club officers reported, N - not all 3 reported.

***** Abbreviation: N-New, IP-Immediate Past, R-Repeat.




Club Health Assessment for District 13 OH7 through August 2025

			Status	Membership						Reports				Finance		LCIF
Club Number	Club Name	Charter Date	Times in Status Quo in Past 2 Years	Current Member Count **	YTD Members Added	YTD Members Dropped	YTD Net Growth% ***	Member Count 1 Year Ago	Dropped Members Avg.Length of Service	Months Since Membership Update	Current Officers Reported ****	Current President Repeated Term	VP Reported *****	Last Date Reported Service (mm/yyyy)	Account Balance	YTD Donations
Clubs less than two years old																
172305	Pleasantville	06/17/2024	Active	21	2	0	10.53%	21		1	Y	3	N	03/2025		
Clubs more than two years old																
5603	ALEXANDER L C	12/21/1971	Active	22	0	0	0.00%	23		2	Y		N	08/2025		
5604	AMANDA	05/01/1958	Active	12	0	0	0.00%	11		4	Y		IP	08/2024		
5605	ATHENS	03/18/1946	Active	21	1	0	5.00%	18		0	Y	2	N	08/2025		
Exc Award (06/30/2017)																
5607	BELPRE	01/28/1953	P- Active	14	0	0	0.00%	19		2	Y		N	05/2025		
5608	BEVERLY	05/28/1945	Active	28	0	1	-3.45%	28	3	0	Y		N	08/2025		\$200.00
5610	CARROLL	10/25/1946	Active	8	1	4	-27.27%	12	14	0	Y			07/2025		
53587	CARROLL BLOOM	08/15/1992	Active	20	0	0	0.00%	18		0	Y		N	08/2025		\$100.00
Exc Award (06/30/2017, 06/30/2023, 06/30/2024)																
5611	CENTERBURG	07/26/1944	Active	8	0	0	0.00%	8		2	Y	19		10/2024		
5612	CHAUNCEY DOVER L C	10/15/1970	Active	6	0	0	0.00%	6		2	Y		N	10/2024		
5613	CHESTERHILL	01/13/1954	Active	20	0	1	-4.76%	21	22	1	Y	2	R	06/2025		
5564	COAL GROVE	08/19/1946	Active	28	0	0	0.00%	29		1	N	3		10/2024		
5615	DANVILLE	04/18/1939	Active	6	0	0	0.00%	7		2	N	22		09/2024		
5616	DUNCAN FALLS PHILO	08/14/1953	Active	35	0	0	0.00%	35		14	Y		R	12/2024		\$200.00
5624	EAST KNOX L C	10/26/1971	Active	12	1	0	9.09%	14		1	Y			08/2025		\$500.00
Exc Award (06/30/2023, 06/30/2024)																
5617	ETNA	09/15/1948	Active	12	0	1	-7.69%	14	21	0	Y		N	10/2024	90+ Days	
5618	FRAZEYSBURG	09/29/1953	Active	19	0	0	0.00%	22		2	Y	2	R	08/2025		
5567	GALLIPOLIS	08/13/1956	Active	38	0	0	0.00%	37		2	Y		N	08/2025		\$2,000.00
5621	GLENFORD	04/10/1962	Active	22	0	0	0.00%	21		4	Y	2		07/2024		
5622	HEATH	01/19/1956	Active	19	5	1	26.67%	16	2	0	Y	5		09/2024		\$200.00
Exc Award (06/30/2018)																
5623	HEBRON	01/30/1941	Active	16	2	0	14.29%	17		1	Y	2	N	11/2024		\$100.00
5573	IRONTON	12/19/1923	Active	21	0	0	0.00%	25		2	Y		N	05/2025		




Club Health Assessment for District 13 OH7 through August 2025

			Status	Membership					Reports				Finance	LCIF		
Club Number	Club Name	Charter Date	Times in Status Quo in Past 2 Years	Current Member Count **	YTD Members Added	YTD Members Dropped	YTD Net Growth% ***	Member Count 1 Year Ago	Dropped Members Avg.Length of Service	Months Since Membership Update	Current Officers Reported ****	Current President Repeated Term	VP Reported *****	Last Date Reported Service (mm/yyyy)	Account Balance	YTD Donations
5574	JACKSON	04/27/1932	Active	32	1	0	3.23%	35		1	Y		N	08/2025		
	Exc Award (06/30/2023)															
5626	LANCASTER	08/25/1939	Active	29	0	0	0.00%	29		5	Y	24		04/2025		
5627	LANCASTER TARHE	12/14/1973	Active	12	0	0	0.00%	12		14	Y	2	R	09/2024		
5628	LICKING VALLEY L C	05/21/1970	Active	58	0	1	-1.69%	60	11	2	Y		N	08/2025		\$250.00
	Exc Award (06/30/2023)															
5630	LOGAN	08/21/1956	P- Active	16	0	0	0.00%	13		3	Y	2	R	10/2024		
5631	MARIETTA NOON	10/13/1924	Active	50	0	0	0.00%	55		9	Y		N	08/2025		
	Exc Award (06/30/2023)															
5633	MILLERSPORT	06/06/1946	Active	119	2	0	1.71%	123		0	Y		N	08/2025		\$2,000.00
	Exc Award (06/30/2018, 06/30/2022, 06/30/2023, 06/30/2024)															
5635	MOUNT VERNON	09/17/1970	Active	14	1	0	7.69%	14		1	Y	2	N	11/2024		
5637	NEWARK	06/30/1920	Active	48	1	1	0.00%	50	37	0	Y			11/2024		\$500.00
5640	PATASKALA	08/17/1948	Active	42	4	1	7.69%	43	16	1	Y	3	R	12/2024		
5641	PICKERINGTON	09/19/1946	Active	58	3	2	1.75%	67	14	0	Y		N	08/2025		\$90.00
5642	POMEROY MIDDLEPORT	01/03/1949	Active	11	1	0	10.00%	10		0	Y	4	R	08/2025		
5643	ROSEVILLE	12/07/1939	Active	6	0	0	0.00%	6		2	Y	13		09/2024		
5644	RUSHVILLE UNION	04/05/1951	Active	42	0	1	-2.33%	42	5	1	Y		N	08/2025		
5645	SCENIC HILLS L C	04/05/1967	Active	10	0	0	0.00%	13		1	Y	2	R	09/2024		
5646	SOMERSET	11/29/1948	Active	12	0	0	0.00%	12		2	Y	12		10/2024		
5648	SPRINGFIELD TOWNSHIP	04/15/1957	Active	24	0	0	0.00%	24		3	Y	4		11/2024		
5649	SUMMIT STATION	05/18/1966	Active	15	1	0	7.14%	14		1	Y		N	07/2025		
42384	THE PLAINS	03/31/1983	Active	26	0	1	-3.70%	27	50	0	Y	2	N	05/2025		\$500.00
5650	THORNVILLE	05/11/1951	Active	20	0	0	0.00%	22		2	Y		N	11/2024		\$20.00
5496	WARSAW	03/22/1955	Active	37	0	0	0.00%	37		2	Y			01/2025		
5597	WELLSTON	06/22/1932	Active(1)	12	0	0	0.00%	17		3	Y	2		08/2025		
	Exc Award (06/30/2023)															
5498	WEST LAFAYETTE	04/14/1958	Active	21	0	0	0.00%	22		2	Y	7		09/2024		
66934	ZANESVILLE HOST	12/11/2002	Active	9	2	0	28.57%	8		1	Y			01/2025		



Club Health Assessment for District 13 OH7 through August 2025

				Status		Membership					Reports				Finance	LCIF
Club Number	Club Name	Charter Date	Times in Status Quo in Past 2 Years	Current Member Count **	YTD Members Added	YTD Members Dropped	YTD Net Growth% ***	Member Count 1 Year Ago	Dropped Members Avg.Length of Service	Months Since Membership Update	Current Officers Reported ****	Current President Repeated Term	VP Reported *****	Last Date Reported Service (mm/yyyy)	Account Balance	YTD Donations

Clubs Cancelled Previous Fiscal Year – Clubs Cancelled within last 12 months may be reinstated

Club Number	Club Name	Charter Date	Current Status*	Cancellation Date
5629	LIMESTONE VALLEY	03/19/1954	Cancelled(6*)	12/30/2024
149635	South Point Chesapeake	01/25/2022	Cancelled(6*)	12/30/2024
5651	WEST MUSKINGUM L C	03/19/1970	Cancelled(6*)	12/30/2024

Current Total Clubs Count	YTD New Clubs Count	YTD Cancelled Clubs Count	YTD Net Club Gain	Current Total Members Count	YTD Add	YTD Drop	YTD Net Growth	YTD Net Growth %	Member Count 12 Months Ago	Average Member Count Per Club	% of Clubs with less than 20 members	% No Officer Report in 12 Months	% of Clubs with balance 90+ days	Number of Clubs in Status Quo	% Status Quo Clubs in Financial Suspension	Number of Cancelled Clubs	Average Cancelled Club Age	Members Lost Due to Cancellation	% of Clubs Cancelled for Non-Financial Reasons
46	0	0	0	1,131	28	15	13	1.16%	1,177	25	46%	0%	2%	0	0%	0	0	0	0%

* - P - Priority Club. Cancellation Reasons: 1-Objectives/conduct, 2-Non-active club, 5-Non-existing club, 6-Disbanding, 7-Merger, 8-Financial Suspension, 9-District/Multiple District Dues.

** Red denotes below 15 active members.

*** Red denotes 20% + loss.

**** Y - all 3 (President, Secretary, Treasurer) club officers reported, N - not all 3 reported.

***** Abbreviation: N-New, IP-Immediate Past, R-Repeat.